














MID-ATLANTIC FISHERY COUNCIL - SPECIES STOCK STATUS

SPECIES		STATUS DETERMINATION CRITERIA		OVERFISHING	OVERFISHED	REBUILDING PROGRAM / STOCK STATUS
		Overfishing $F_{\text{threshold}}$	Overfished $\frac{1}{2} B_{\text{MSY}}$			
Summer Flounder		$F_{35\% \text{MSP}}=0.31$	66 million lbs	No	No - Rebuilding	Most recent peer reviewed stock assessment was June 2008. To be rebuilt by 2013.
Scup		$F_{40\% \text{MSP}}=0.18$	101.5 million lbs	No	No	Most recent assessment was December 2008. To be rebuilt by 2015.
Black Sea Bass		$F_{40\% \text{MSP}}=0.42$	13.8 million lbs	No	No	Most recent assessment was December 2008. To be rebuilt by 2010.
Bluefish		$F_{\text{MSY}}=0.19$	73,526 mt	No	No	Most recent assessment was 2005; stock currently above minimum stock size threshold. To be rebuilt by 2010.
<i>Illex</i> Squid		$F_{\text{MSY}}=1.2$	19,650 mt	No	Unknown	Most recent assessment was 2006; not able to determine current exploitation rates or stock biomass.
<i>Loligo</i> Squid		$F_{\text{MAX}}=1.1$	40,000 mt	No	Unknown	Most recent assessment was 2002.
Atlantic Mackerel		$F_{\text{MSY}}=0.16$	322,000 mt	No	Unknown	Most recent assessment was 2005.
Butterfish		$F_{\text{MSY}}=0.38$	11,400 mt	No	Unknown	Most recent assessment was 2009. Rebuilding program outlined in Amendment 10.

SPECIES		STATUS DETERMINATION CRITERIA		OVERFISHING	OVERFISHED	REBUILDING PROGRAM / STOCK STATUS
		Overfishing $F_{\text{threshold}}$	Overfished $\frac{1}{2} B_{\text{MSY}}$			
Surfclam		$F=M=0.15$	$\frac{1}{2}$ proxy for B_{msy} 992 million lbs	No	No	Most recent assessment was 2009.
Ocean Quahog		$F_{25\%MSP}=0.052$	$\frac{1}{4}$ virgin biomass 2.1 billion lbs	No	No	Most recent assessment was 2009.
Tilefish		$F_{\text{MSy}}=0.21$	10.34 million lbs	No	No	Most recent assessment was 2009; stock currently above minimum stock threshold. To be rebuilt by 2011.
Spiny Dogfish (Joint management with NEFMC)		$F_{\text{REPLACE}}=0.39$	100,000 mt Female SSB	No	No	Most recent assessment was 2006; based on approved threshold, biomass estimates indicate stock is not overfished.
Monkfish (Joint management with NEFMC)		NFMA & SFMA $F_{\text{MAX}}=0.2$	NFMA - 1.25 kg/tow SFMA - 0.93 kg/tow (autumn trawl survey)	No (north and south management areas)	No (north and South management areas)	Most recent assessment was 2007; based on new reference points for both regions.

SOURCES: Office of Sustainable Fisheries - Status Report of U.S. Fisheries.

Q:/Kathy/PR/MAFMC Stock Status CURRENT